

CLASS 150 BRONZE GLOBE VALVE

Screwed bonnet, Angle type body, Rising stem,
Threaded ends to BS21 (JIS B0203) or NPT

W.O.G. non-shock 2.07 MPa (300 psi), Saturated steam pressure 1.03 MPa (150 psi)

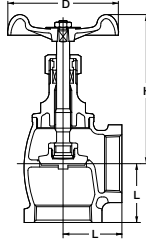


Fig. CA

- Threaded end to BS21 (JIS B0203)

Fig. AKCA

- Threaded end to ASME B1.20.1



Materials

Parts	Material
Body	Bronze
Bonnet	Brass/Bronze*
Stem	Dezincification Resistant Brass
Disc	Bronze
Gland packing	Aramid Fibers Graphite

*Size 3 only

⚠ Do not use for flammable gas or toxic gas.

Dimensions

Nominal Size	inch		mm									
	1/4	3/8	1/2	3/4	1	1 1/4	1 1/2	2	2 1/2	3	4	
L	21	24	28	34	40	47	52	61	74	85		
H valve open	66	68	79	93	104	127	145	174	199	215		
D	50	50	60	70	80	90	100	115	135	155		

CLASS 150 BRONZE GLOBE VALVE

Screwed bonnet, Rising stem,
Flanged ends drilled or undrilled optionally

W.O.G. non-shock 1.55 MPa (225 psi), Saturated steam pressure 1.03 MPa (150 psi)

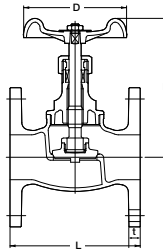


Fig. B

- Undrilled unless drilling is specified as an option

Fig. BH

- Drilled according to JIS 10K



Materials

Parts	Material
Body	Bronze
Bonnet	Brass/Bronze*
Stem	Dezincification Resistant Brass
Disc	Bronze
Gland packing	Aramid Fibers Graphite

*Size 3 and 4

⚠ Do not use for flammable gas or toxic gas.

Dimensions

Nominal Size	inch		mm									
	1/2	3/4	1	1 1/4	1 1/2	2	2 1/2	3	4			
L	83	88	100	113	120	145	165	177	220			
H valve open	79	94	105	127	145	174	198	215	250			
D	60	70	80	90	100	115	135	155	180			

*"t" shall not be in accordance with JIS B 2240

CLASS 125 BRONZE GLOBE VALVE

Union bonnet*, Rising stem, Soft seated disc,
Threaded ends to BS21 (JIS B0203) or NPT

W.O.G. non-shock 1.38 MPa (200 psi), Saturated steam pressure 0.86 MPa (125 psi)

*Size 1/4: Screwed bonnet

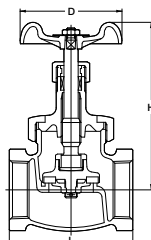


Fig. G

- Threaded end to BS21 (JIS B0203)

Fig. AKG

- Threaded end to ASME B1.20.1



Materials

Parts	Material
Body	Bronze
Bonnet	Brass/Bronze*
Stem	Dezincification Resistant Brass
Disc	G/F PTFE
Gland packing	Aramid Fibers Graphite

*Size 2 1/2 and 3

⚠ Do not use for flammable gas or toxic gas.

Dimensions

Nominal Size	inch		mm									
	1/4	3/8	1/2	3/4	1	1 1/4	1 1/2	2	2 1/2	3	4	
L	47	53	57	66	76	88	100	120	147	162		
H valve open	68	88	100	110	120	140	156	185	210	229		
D	50	55	60	70	80	90	100	115	135	155		