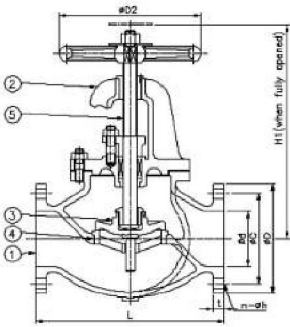
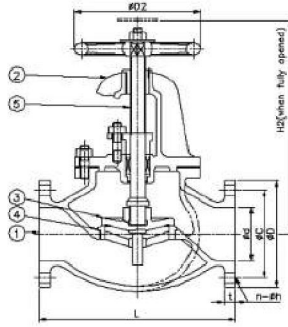


SERIES F 7305 - JIS 5K Cast Iron Globe Valve / SERIES F 7353 - JIS 5K Cast Iron Globe Check Valve

Manufactured in accordance to JIS F 7400 / Flanges as per JIS B 2210 - 5K



SERIES F 7305 Globe Valve



SERIES F 7353 Globe Check Valve

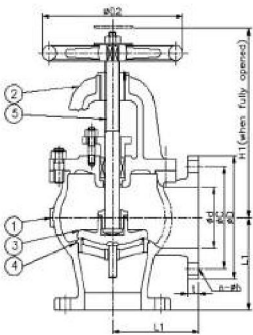
Part No.	Material	
	Class B	Class S
1 - Body	Cast Iron	
2 - Bonnet	Cast Iron	
3 - Disc	Bronze / Stainless Steel	
4 - Seat	Bronze / Stainless Steel	
5 - Stem	Brass / Stainless Steel	

Test Pressure MPa[Kgf/cm ²]		
Nominal Dia	Body	Seat
300 or less	1.05 [10.5]	0.77 [7.7]
350 and More	0.9 [9.0]	0.66 [6.6]

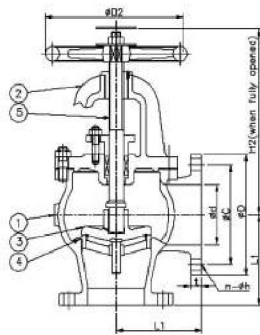
SIZE	d	L	D	C	n-h	t	H1	H2	D2	F7305(Kg)	F7353(Kg)
050	50	210	130	105	4-15	16	270	270	160	14.7	14.8
065	65	250	155	130	4-15	18	300	290	180	21.3	21.3
080	80	280	180	145	4-19	18	310	300	180	27.7	27.6
100	100	340	200	165	8-19	20	360	350	224	40.8	40.4
125	125	410	235	200	8-19	20	390	380	250	57.6	57.9
150	150	480	265	230	8-19	22	445	430	280	80.3	80.9
200	200	570	320	280	8-23	24	530	505	315	139	139
250	250	740	385	345	12-23	26	650	620	355	246	243
300	300	840	430	390	12-23	28	740	715	400	377	377
350	335	940	480	435	12-25	30	840	815	500	462	463
400	380	1050	540	495	16-25	30	940	905	560	647	643
450	430	1080	605	555	16-25	30	940	925	560	741	741

SERIES F 7306 - JIS 5K Cast Iron Angle Valve / SERIES F 7354 - JIS 5K Cast Iron Angle Check Valve

Manufactured in accordance to JIS F 7400 / Flanges as per JIS B 2210 - 5K



SERIES F 7306 Angle Valve



SERIES F 7354 Angle Check Valve

Part No.	Material	
	Class B	Class S
1 - Body	Cast Iron	
2 - Bonnet	Cast Iron	
3 - Disc	Bronze / Stainless Steel	
4 - Seat	Bronze / Stainless Steel	
5 - Stem	Brass / Stainless Steel	

Test Pressure MPa[Kgf/cm ²]		
Nominal Dia	Body	Seat
300 or less	1.05 [10.5]	0.77 [7.7]
350 and More	0.9 [9.0]	0.66 [6.6]
450 or more	0.75 [7.5]	0.55 [5.5]

SIZE	d	L	D	C	n-h	t	H1	H2	D2	F7306(Kg)	F7354(Kg)
050	50	100	130	105	4-15	16	240	240	160	12.9	13.8
065	65	115	155	130	4-15	18	255	245	180	18.2	18.2
080	80	130	180	145	4-19	18	265	255	180	23.4	23.3
100	100	150	200	165	8-19	20	310	300	224	33.7	33.5
125	125	170	235	200	8-19	20	330	320	250	46.2	46.5
150	150	190	265	230	8-19	22	380	365	280	63.4	64.0
200	200	220	320	280	8-23	24	450	425	315	105	104
250	250	275	385	345	12-23	26	540	510	355	176	175
300	300	310	430	390	12-23	28	610	585	400	243	243
350	335	360	480	435	12-25	30	690	660	500	327	336
400	380	395	540	495	16-25	30	770	730	560	459	455
450	430	440	605	555	16-25	30	870	835	630	618	618
500	480	485	655	605	20-25	32	1020	915	710	800	800
550	530	530	720	665	20-27	32	1350	985	800	1161	1161